

PRA-012

(Ref. 2156)

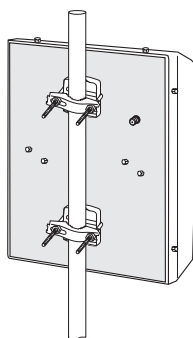
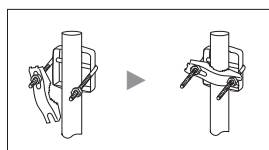
ANTENA UHF UHF ANTENNA ANTENNE UHF



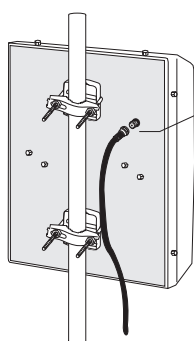
Especificaciones técnicas / Technical specifications / Données techniques

Banda de frecuencias <i>Frequency band</i> Bande de fréquences		MHz	470 - 862
Ganancia <i>Gain</i> Gain		dBi	11
Impedancia <i>Impedance</i> Impédance		Ω	75
Relación D/A <i>Front-to-Back ratio</i> Rapport AV/AR		dB	≥ 25
Angulo de abertura <i>Beamwidth</i> Angle d'ouverture	H	°	63
	V	°	50
Carga frontal del viento <i>Frontal windload</i> Charge frontale au vent	150 km/h	N	190
	200 km/h	N	340
Carga lateral del viento <i>Lateral windload</i> Charge latérale au vent	150 km/h	N	105
	200 km/h	N	185

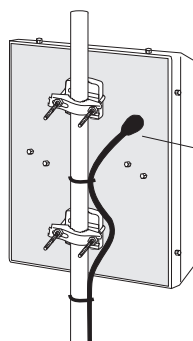
Fijación al mástil / Mast fixing / Fixation sur le mât



Conexión coaxial / Coaxial connection / Raccordement coaxial



conexión tipo F
F type connection
raccordement type F

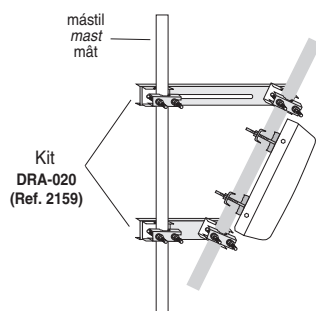


Proporcionar estanqueidad con la cinta suministrada
Provide watertightness with the tape supplied
Procurer étanchéité avec le ruban fourni

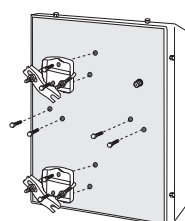
cinta auto-vulcanizable suministrada
self-vulcanizing tape supplied
ruban auto soudable fourni

30 cm

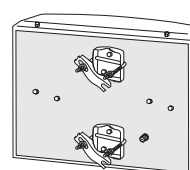
Inclinación vertical / Vertical tilt / Inclinaison verticale



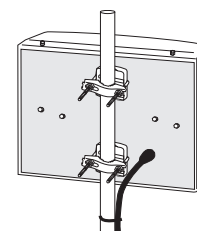
Adaptación Polarización Vertical / Vertical Polarisation Adaptation / Adaptation Polarization Verticale



Soltar amarres y tornillos,
Loosen clamps and screws,
Desserer étriers et vis,



y colocarlos donde se indica.
and place them where it is indicated.
et les placer où il est indiqué.



Instalar la antena.
Install the antenna.
Installer l'antenne.